

ATN ZEBRA 16RT "Jack BOOM"

".....better make it a Jack BOOM"



ATN BOOM LIFTS



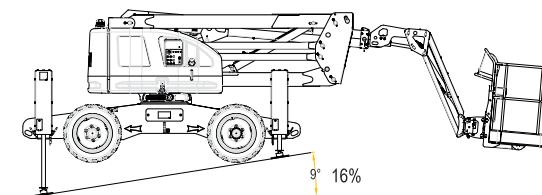
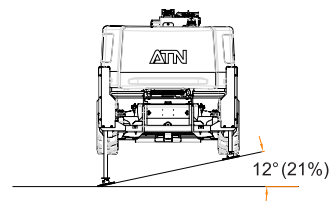
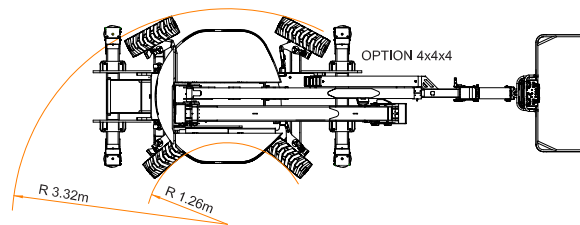
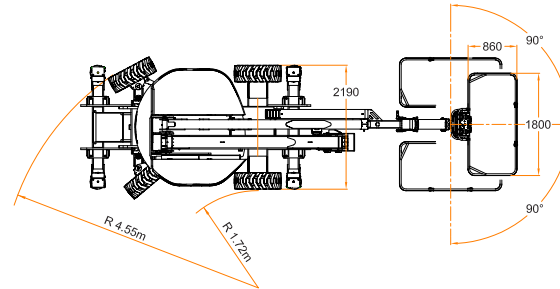
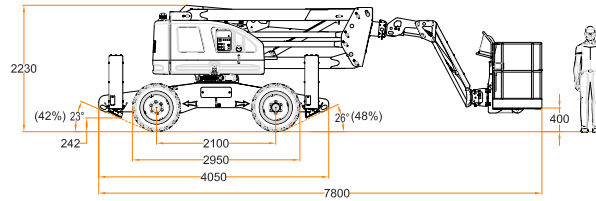
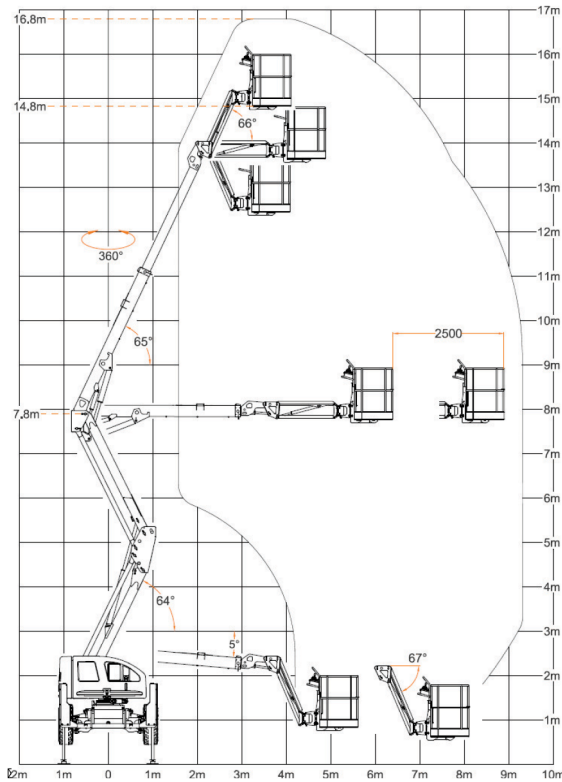
These 4x4 Boom Lifts from ATN are extremely unique in the fact they can be used as a conventional self-propelled Boom Lift, alternatively the jacks (stabiliser legs) can be deployed from the basket to level the machine on uneven ground. Brilliant? Too right!

For the first time in Australasia, Monitor Lifts are able to supply you with a self-propelled Boom Lift that can operate safely on sloping and uneven terrain. As we know, the world is not always flat!

The jacks provide set-up on slopes of up to 12 degrees. But then of course you can tackle even more angle if required with the use of stabiliser pads which are stored on the machine's chassis. On level ground, just like a 4x4 RT Scissor Lift, it is not necessary to use the legs unless you prefer the added safety and stability that they provide.

The feedback from rental owners and contractors has been exceptional, as the performance of these machines is terrific, and ROI's are stronger than with conventional models. Operator's feel safer and also love the confidence they can have in knowing that the job will get done regardless of conditions on site!

Above left: The Z-16 Jack BOOM's stabilisers ensure that no matter where you need to elevate on site, you will be able to do so safely and efficiently. **Above right:** Look at that lovely chassis! Rough terrain, sloping ground, boggy sites? Bring it on.



Max working height	16.80 m
Max working height in narrow set	N/A
Max horizontal outreach	9.40 m
Max SWL	230 kg
Weight	8050 kg (8200 kg 4WS)
Turret rotation	360 °
Basket rotation	180 °
Ground pressure driving (approx)	1422 kN/m ²
Max stabiliser force	35.61 kN
Max stabiliser pressure (std foot pad)	667 kN/m ²
Traffic load (live load) travelling (stowed)	kN/m ²
Traffic load (live load) stabilised wide	kN/m ²
Traffic load (live load) stabilised narrow	N/A
Auto levelling	Std
Max permissible tilt	5 °
Max slope for stabilisers (no extra pads)	12 ° x 9 °
Gradeability lengthwise	23 °
Gradeability sideways	23 °
Standard power source	Kubota 35 Hp Diesel
Optional power source	N/A
Dual power options	N/A
Expanding tracks	N/A
Drive Speed	6 km/h
Radio control	N/A
Electric emergency lowering	Optional

(All specs E&OE and subject to change)

SEE THE
JACK BOOM
IN ACTION



".....better make it a **Jack BOOM**"