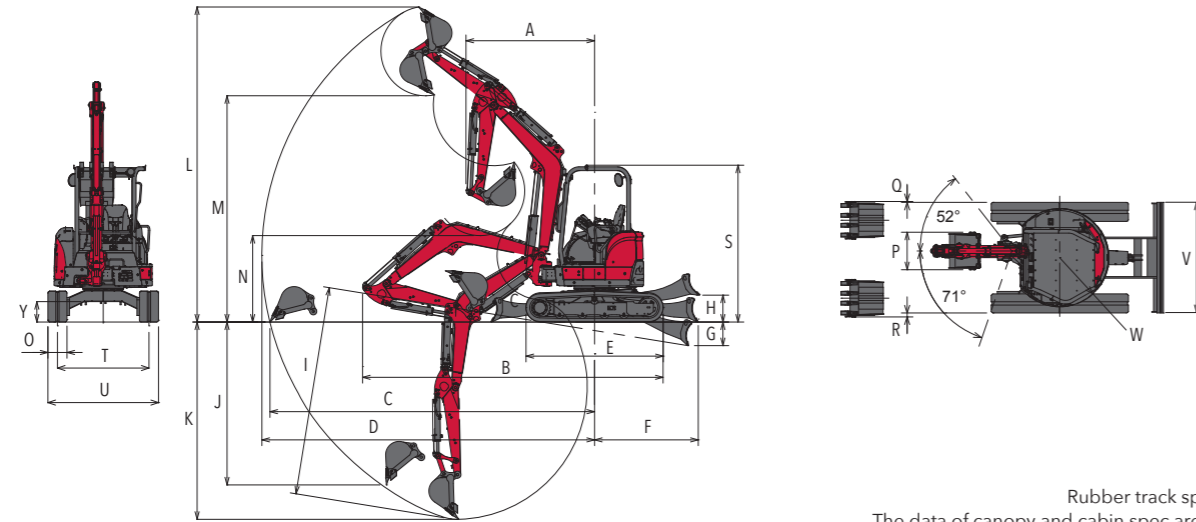


● Dimensions



Rubber track specification  
The data of canopy and cabin spec are the same.  
Unit: mm (in.)

		A <at boom swing>	B	C	D	E	F	G	H	I	J	K	L	M	N	O	P	Q	R	S	T	U	V	W	Y	
ViO30-7	With quick coupler	2240 (88.2) <1790 (70.5)>	4480 (176.4)	4920 (193.7)	5060 (199.2)		1530 (60.2)	325 (12.8)	375 (14.8)	3090 (121.7)	2260 (89.0)	2950 (116.1)	4790 (188.6)	3020 (118.9)	1130 (44.5)		530 (20.9)	240 (9.4)	0 (0)		2460 (96.9)	1250 (49.2)	1550 (61.0)	1550 (61.0)	775 (30.5)	320 (12.6)
	Without quick coupler	2070 (81.5) <1630 (64.2)>	4410 (173.6)	4730 (186.2)	4880 (192.1)	2160 (85.0)				2910 (114.6)	2230 (87.8)	2770 (109.1)	4590 (180.7)	3200 (126.0)	1270 (50.0)	300 (11.8)										
ViO35-7	With quick coupler	2210 (87.0) <1760 (69.3)>	4720 (185.8)	5300 (208.7)	5430 (213.8)		1680 (66.1)	370 (14.6)	425 (16.7)	3430 (135.0)	2530 (99.6)	3250 (128.0)	5180 (203.9)	3410 (134.2)	1260 (49.6)		600 (23.6)	180 (7.1)	-55 (-2.2)		2460 (96.9)	1440 (56.7)	1740 (68.5)	1740 (68.5)	870 (34.3)	
	Without quick coupler	2040 (80.3) <1610 (63.4)>	4660 (183.5)	5110 (201.2)	5250 (206.7)					3250 (128.0)	2510 (98.8)	3070 (120.9)	4980 (196.0)	3590 (141.3)	1390 (54.7)											

● Specifications

MODEL	ViO30-7										ViO35-7			
	TYPE	With quick coupler		Without quick coupler		With quick coupler		Without quick coupler						
		Canopy	Cabin	Canopy	Cabin	Canopy	Cabin	Canopy	Cabin	Canopy	Cabin	Canopy	Cabin	
WEIGHT	Operating weight	Rubber track	kg (lbs.)	3165 (6978)	3320 (7319)	3115 (6867)	3270 (7209)	3485 (7683)	3640 (8025)	3435 (7573)	3590 (7915)			
		Steel track	kg (lbs.)	3275 (7220)	3430 (7562)	3225 (7110)	3380 (7452)	3595 (7926)	3750 (8267)	3545 (7815)	3700 (8157)			
ENGINE	Type	Vertical 3-cylinder water-cooled direct injection diesel engine												
	Model	3TNV88-ESBV2												
BUCKET	Rated output, gross	kW (HP) /rpm		18.9 (25.3) / 2200										
	Capacity, standard	cu.m (cu.ft)		0.09 (3.18)		0.11 (3.88)								
PERFORMANCE	Width, standard	mm (in.)		530 (20.9)		600 (23.6)								
	Max. digging force	Bucket	kN (lbf.)	22.7 (5103)	30.0 (6744)	24.4 (5485)	32.1 (7216)							
		Arm	kN (lbf.)	16.4 (3687)	18.2 (4092)	18.5 (4159)	20.3 (4564)							
	Max. digging depth <at the blade down>		mm (in.)	2950 (116.1) <3090 (121.7)>	2770 (109.1) <2910 (114.6)>	3250 (128.0) <3430 (135.0)>	3070 (120.9) <3250 (128.0)>							
		Max. vertical wall digging depth	mm (in.)	2260 (89.0)	2230 (87.8)	2530 (99.6)	2510 (98.8)							
	Max. cutting height	mm (in.)	4790 (188.6)	4590 (180.7)	5180 (203.9)	4980 (196.0)								
	Max. dumping height	mm (in.)	3020 (118.9)	3200 (126.0)	3410 (134.2)	3590 (141.3)								
	Max. digging radius of the ground	mm (in.)	4920 (193.7)	4730 (186.2)	5300 (208.7)	5110 (201.2)								
	Front min. swing radius <at swinging the boom>	mm (in.)	2240 (88.2) <1790 (70.5)>	2070 (81.5) <1630 (64.2)>	2210 (87.0) <1760 (69.3)>	2040 (80.3) <1610 (63.4)>								
	Boom swing angle: left / right	degrees	71 / 52											
SPEED	Travel speed: high / low	Rubber track	km/h (mph)	4.8 (3.0) / 2.9 (1.8)										
		Steel track	km/h (mph)	4.4 (2.7) / 2.7 (1.7)										
	Swing speed	rpm	9.4											
GROUND PRESSURE	With standard track	Rubber track	kPa (PSI)	27.7 (4.02)	29.1 (4.22)	27.3 (3.96)	28.6 (4.15)	30.5 (4.42)	31.9 (4.63)	30.1 (4.37)	31.4 (4.55)			
		Steel track	kPa (PSI)	28.8 (4.18)	30.2 (4.38)	28.4 (4.12)	29.8 (4.32)	31.7 (4.60)	33.0 (4.79)	31.2 (4.53)	32.6 (4.73)			
TANK CAPACITY	Fuel tank	L (gal)	44 (11.6)											
	Hydraulic oil tank	L (gal)	32 (8.5)											
HYDRAULIC SYSTEM	Pump displacement	L/min (gpm)	37.4 (9.9)×2 <Variable displacement pump> 26.8 (7.1)×1, 9.9 (2.6)×1 <Gear pump>											
	Relief set pressure	MPa (PSI)	20.6 (2988)×2, 19.6 (2843)×1				22.1 (3205)×2, 20.6 (2988)×1							
	Max. AUX output	L/min (gpm)	64.2 (17.0)											

All data are subject to change without notice. Note that the standard equipment may vary. Consult your YANMAR dealer for confirmation.



**YANMAR**

TRUE ZERO TAIL SWING MINI EXCAVATOR

# ViO30-7 / ViO35-7

[Gross]18.9kW<25.3HP>



YANMAR COMPACT EQUIPMENT



yanmar.com



**BUILDING WITH YOU**

**Excellent footwork and armwork**  
**Vi030-7 Vi035-7**

# Features of Vi030-7 / Vi035-7

## Spring Cylinder Rod Guards YANMAR ORIGINAL

To prevent cylinder rods from damage.

7P

## NEW Double Lock Quick Coupler [Optional] YANMAR ORIGINAL

No tools required to change the attachments.

13P

## NEW Increased Travel Speed

Travel speed without load is 7% faster than previous model.  
Travel speed under load is up to 25% faster than previous model. [Vi035-7]

6P

## NEW Improved AUX Usability

Up to five hydraulic flow rate patterns can be set for each attachment.

10/13P



## NEW 4.3 inch Color LCD Monitor

Showing operating status and maintenance information.

10P

## ROPS and FOPS 4-pole Canopy / Cabin

The protective structure that meets ISO standards, minimizes the damage in case of an accident.\*1\*2

12P

## SMARTASSIST Remote

Advanced fleet management system.

13P

## NEW Rearview Camera [Optional]

Ensures safer operation on the job sites.

10/13P

## Optimal Heat Balance

Top performance regardless of ambient temperatures.

7P

## YANMAR TNV Engine YANMAR ORIGINAL

Powerful, reliable and efficient.

9P

## Auto Deceleration & Eco Mode

Automatic engine deceleration when there is no load, and a 45% reduction in fuel consumption. [Vi030-7]

9P

\*1 Roll-Over Protective Structure(ROPS): A structure to protect the operator wearing a seat belt, in case the machine rolls over.  
\*2 Falling Objective Structure (FOPS): A structure to protect the operator from falling objects.  
\*3 Compared to Vi030-6 / Vi035-6 (based on in-house measuring methods)



Width **ViO30-7 1550 mm / ViO35-7 1740 mm**

Operating Weight **ViO30-7 3115 kg / ViO35-7 3435 kg**

\*Canopy and rubber track type

### True Zero Tail Swing

YANMAR has pioneered the concept of a true zero tail swing mini excavator. The upper frame doesn't extend beyond the track width, giving the operator the ability to tackle jobs more safely in tighter spaces.

### Travel Speed

ViO30-6/ViO35-6 (100%)

**ViO30-7/ViO35-7** **7 %UP** <sup>\*1,\*2</sup>

**Fastest in Class**  
**4.8 km/h**

\*As of May 2024

### Travel Speed under Load

ViO35-6 (100%)

**ViO35-7** **25 %UP** <sup>\*2</sup>

### Automatic Two-speed Travel

Speed automatically changes according to the load, allowing the machine to travel powerfully at all times.

## Excellent durability and work efficiency




### 1 Boom Built-in Light

### 2 Spring Cylinder Rod Guards

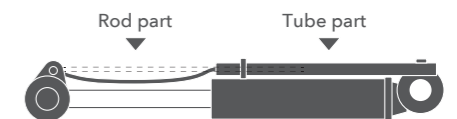
**YANMAR ORIGINAL**

The three cylinder rods are protected by a leaf spring structure, which reduces the downtime of important machines.



### Optimal Heat Balance

Equipped with a clog-resistant discharge radiator and oil cooler, ensuring optimum heat balance.



Bucket-Blade Clearance	<b>ViO30-7</b> <b>75 mm</b>	<b>ViO35-7</b> <b>-5 mm</b>
------------------------	--------------------------------	--------------------------------

### Improved Bucket-Blade Clearance

By moving the lower body forward by 50 mm and changing the bucket shape, the distance between the blade and the bucket claws has been shortened.

### Increased Digging Cycle

ViO30-6/ViO35-6 (100%)

**ViO30-7/ViO35-7** **7 %UP** <sup>\*1,\*2</sup>


### Increased Swing Force (torque)

ViO30-6/ViO35-6 (100%)

**ViO30-7** **43 %UP** <sup>\*1</sup>

**ViO35-7** **10 %UP** <sup>\*2</sup>

\*1 Compared to ViO30-6 (based on in-house measuring methods)  
\*2 Compared to ViO35-6 (based on in-house measuring methods)



# Reliable YANMAR engine designed to deliver powerful output and fuel efficiency

## YANMAR Engine

Equipped with powerful and highly fuel efficient engine.  
3TNV88-ESBV2 benefits from the latest electronically controlled direct injection technologies.

Model **3TNV88-ESBV2** Output **18.9kW / 2200min<sup>-1</sup>**




### Auto Deceleration

Automatically lowers the engine speed to low idle when the machine stops for more than 4 seconds, contributing to fuel efficiency. Reverts to the original speed when the operation lever is moved.



### Eco Mode

Lower fuel consumption by reducing the engine speed to 85% from maximum speed.



### Isochronous Control

The ECU controller helps to maintain constant engine speed even under high loads. Enables stress-free operation.

## New Engine Meets EU Stage V Emission Regulations

### Engine Speed Sensing

Pump control according to engine speed to reduce load.

# One-push, one-action easy operation



**AUX Flow Limit**



**Rearview Camera**

## 4.3 inch Color LCD Monitor

The monitor has been upgraded to a color LCD monitor, making the screen larger and easier to see.

NEW function:

- Errors and notifications are displayed as text information.
- Passcode can be set for engine start as an anti-theft function.
- Travel alarm and standard-mode/eco-mode can be switched on/off.
- Auto deceleration mode can be set.

## Rearview Camera

Equipped with rearview camera, allowing you to see potential obstacles and hazards behind the machine. It ensures the safety of site operations.

## AUX Flow Limit

Maximum AUX flow limit can be adjusted on the monitor. Up to five hydraulic flow rate patterns can be saved for each attachment such as breaker, auger, grapple, etc.



## Improved Upward Visibility

A round shape has been used for the cabin roof. This makes the work easier that involves raising attachments, such as demolition.\*

\*Guards may be required depending on the attachments used.



## Improved Downward Visibility

Blade operation during ground leveling work is easy to see.



### 1 4.3 inch Color LCD Monitor

Easy-to-read display showing operating status and error information.



### 2 Dial Type Accelerator

The engine speed can be easily adjusted at the fingertips according to the work being performed.



### 3 Travel Pedal

Compared to previous model, we have upgraded the travel pedal to enhance the operator's operability.



### 4 Two-speed Travel Switch

From foot switch to hand control. Travel speed can be easily changed while leveling with the blade.



### 5 Reclining Mid-back Seat

The seat has been upgraded from a low-back seat to a mid-back seat, improving the operator's comfort.



### 6 USB Port [Cabin only]

Can be used for charging your cell phone and other devices. The canopy type has an external power outlet (12 V) only.

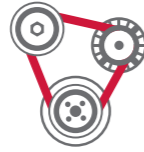


# Easy maintenance and safety features



## 1 Rear and Right Hood Opens with One Touch, Enabling Easy Access for Servicing

The hood can be opened without tools. Easy access to the engine, radiator and battery.



## 2 Easy Fan Belt Adjustment

Placement of the alternator at the rear makes it easy to adjust the fan belt tension.



## 3 4-pole ROPS and FOPS canopy/ Cabin

The protective structure that meets ISO standards, minimizes the damage in case of an accident.



## 4 Open Around the Driver's Seat to Allow Easy Access for Other Maintenance

The cover around the seat mount opens wide to allow easy maintenance of the engine and electrical components.



## 5 Sleek AC Design for Comfort

An integrated condenser in the rear improves peripheral visibility. The filter is also easy to clean.



## 6 Emergency Engine Stop Switch

The engine can be shut down from the outside in case of an emergency.



YANMAR ORIGINAL



### ONLY 3 STEP

#### Disconnecting




1. Lower the bucket.

#### Connecting



1. Latch the fixed hook.



2. Press the "Unlock" switch.



2. Curl the bucket.



3. Raise the arm.



3. Press the "Lock" switch.

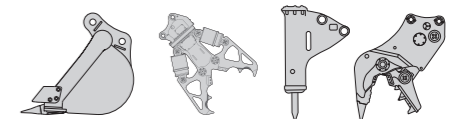
### Double Lock Quick Coupler (ISO13031 Complied)

Quick coupler makes it easier and quicker than ever to change buckets and other attachments. It saves time, so operator can focus job in hand.

### Watch the video.



### Connect a wide variety of attachments.



■ Rearview Camera



■ Additional Counter Weight +165kg



■ AUX1/2

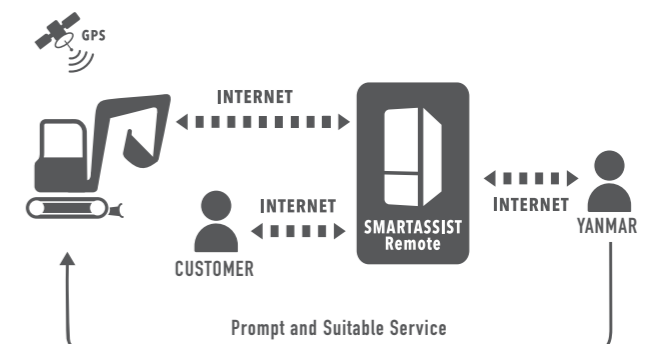
## SMARTASSIST Remote



Watch the video

### Our service to avoid machine downtime

SMARTASSIST Remote is a telematic system that provides sophisticated management for construction equipment equipped with a GPS transmission terminal. This system monitors construction equipment remotely and ascertains maintenance intervals and troubles in a timely manner via the Internet, which allows YANMAR to constantly provide the customers with suitable services and support.



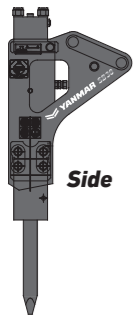
## Attachments

# YANMAR Hydraulic Breaker

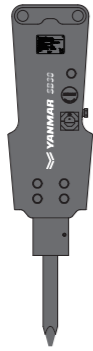
A wide range of hydraulic breakers are available for demolition applications. Each model delivers reliability, productivity and durability. Refer to breaker's catalog for more information.



### Product Lineup



Side



Pin Mounted



Cap Mounted



Box Housing (Silenced)

## YANMAR's recommended parts

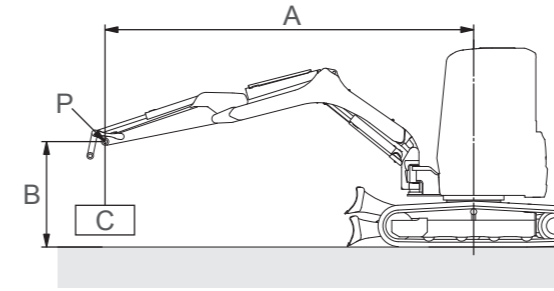
**ecoY**  
GUARANTEED QUALITY & DURABILITY



Watch the video



## ViO30-7/ViO35-7 Lifting Capacity



With: Canopy and rubber track  
Without: Quick coupler and bucket  
A: Reach from swing center line [m]  
B: Load point height [m]  
C: Lifting load [kg]  
P: Load point  
☞ : Rating over front  
☞☞ : Rating over side or 180 degrees

### ViO30-7

#### Blade down

A	Max		3m		2.5m		2m		Unit: kg
	☞	☞☞	☞	☞☞	☞	☞☞	☞	☞☞	
B	☞	☞☞	☞	☞☞	☞	☞☞	☞	☞☞	
3m	390	*770	*690	*690	-	-	-	-	
2.5m	340	*780	540	*740	-	-	-	-	
2m	310	*780	500	*850	680	*960	-	-	
1m	280	*830	460	*1160	580	*1500	-	-	
0m	290	*870	420	*1300	540	*1690	740	*2190	
-1m	350	*940	420	*1190	550	*1500	740	*2040	
-1.5m	450	*930	-	-	560	*1230	760	*1630	

#### Blade up

A	Max		3m		2.5m		2m		Unit: kg
	☞	☞☞	☞	☞☞	☞	☞☞	☞	☞☞	
B	☞	☞☞	☞	☞☞	☞	☞☞	☞	☞☞	
3m	390	570	*690	*690	-	-	-	-	
2.5m	340	500	540	*740	-	-	-	-	
2m	310	460	500	*850	680	*960	-	-	
1m	280	420	460	700	580	900	-	-	
0m	290	450	420	660	540	880	740	1230	
-1m	350	530	420	650	550	830	740	1240	
-1.5m	450	680	-	-	560	850	760	1260	

### ViO35-7

#### Blade down

A	Max		3.5m		3m		2.5m		Unit: kg
	☞	☞☞	☞	☞☞	☞	☞☞	☞	☞☞	
B	☞	☞☞	☞	☞☞	☞	☞☞	☞	☞☞	
3m	480	*760	610	*730	*750	*750	-	-	
2m	400	*780	580	*860	770	*940	1010	*1110	
1m	380	*830	560	*1060	700	*1290	890	*1690	
0m	390	*870	530	*1150	650	*1430	810	*1800	
-1m	450	*910	510	*1080	630	*1330	800	*1640	
-1.5m	530	*910	-	-	640	*1170	820	*1430	
-2m	700	*880	-	-	-	-	840	*1090	

#### Blade up

A	Max		3.5m		3m		2.5m		Unit: kg
	☞	☞☞	☞	☞☞	☞	☞☞	☞	☞☞	
B	☞	☞☞	☞	☞☞	☞	☞☞	☞	☞☞	
3m	480	550	610	*730	*750	*750	-	-	
2m	400	460	580	670	770	*940	1010	*1110	
1m	380	430	560	630	700	790	890	1030	
0m	390	440	530	600	650	750	810	960	
-1m	450	510	510	590	630	730	800	940	
-1.5m	530	610	-	-	640	730	820	940	
-2m	700	760	-	-	-	-	840	*1090	

Note :

The date in this table represents the lifting capacity in accordance with ISO 10567.

They do not include the weight of the bucket and correspond to 75% of the maximum static tipping load of the 87% of the hydraulic lifting capacity.